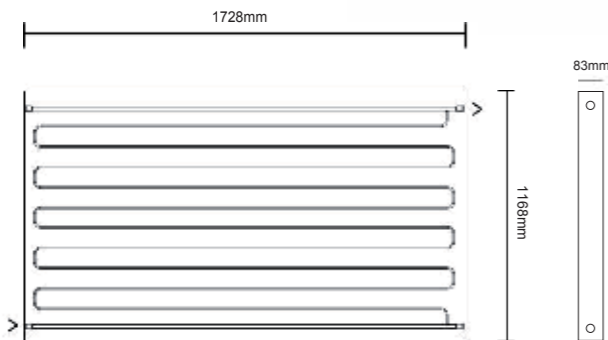



FK 250 Frame Collector

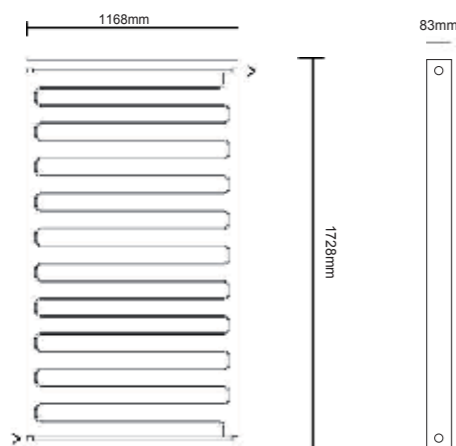
SOLFEX energy systems new and exclusive FK 250 flat plate collector series encompasses the latest patented technologies along with industry know how.

The FK 250 black anodised frame collector is available in portrait or landscape versions and is modular in design and can be mounted in many variants including on roof parallel or raised and can also be roof integrated with an attractive anthracite flashing kit which fits any roof fabric profile.

The FK 250 also incorporates the new and exclusive Rapid Fit® hydraulic connection system; this new patented design enables installer's rapid installation once the support frame is mounted because no tools are required on the roof when mounting collectors in series or connecting flow or return pipe work.



Landscape Version – FK 250 L



Portrait Version – FK 250 P

FK 250 product benefits

- **Premium Black Anodised Al frame collector with unique design, available in portrait and landscape.**
- **4 Rapid Fit® push fit connectors integrated into the frame and protected for transport.**
- **Self-emptying meander absorber with excellent stagnation performance.**
- **Installation from 15° to 75° possible as well as 90° for facade installations.**
- **Reduced installation time thanks to Rapid Fit® hydraulic push fit connectors, no tools necessary.**
- **Versatile collector with many variable mounting possibilities, on-roof parallel, raised, façade & roof integration using an anthracite flashing kit which fits any roofing profile.**
- **Product exclusive to SOLFEX energy systems customers.**
- **Collector and mountings statically calculated in accordance with applicable standard EN 1991.**
- **Solar Keymark certificate and 10 years warranty.**

FK 250 Series			
Technical Data		FK 250 P	FK 250 L
Collector type		Frame collector	
Overall area	m ²	2.02	
Absorber area	m ²	1.86	
Aperture area	m ²	1.88	
H x W x D	mm	1728 x 1168 x 83	1168 x 1728 x 83
Weight	kg	29	
Absorber capacity	l	1.2	
Conversion factor	η ₀	0.802 η: 80%	
a ¹		3.806	
a ²		0.012	
Collector Field Piping / Max single row		10 pcs	8 pcs
Housing		Black Anodised Aluminium Frame	
Back plate		Al-sheet	
Absorber sheet		Meander, Al, highly selectively coated	
Absorption	%	0.95	
Emission	%	0.05	
∅ manifold	mm	18	
∅ risers	mm	8	
Connections		4 x push fit connector	
Glass		3.2 mm tempered solar safety float glass	
Transmittance of glass	%	91	
Insulation		50 mm mineral wool plate	
Max. stagnation temperature		203°C under test conditions	
Max operating pressure		10 bar	
Heat transfer medium		Tyfocor® LS	
Approved installation angle		Min. 15, ° max. 75° / Façade 90°	
Recommended Flow Rate		30 l/m ² h - up to max collector area 25m ²	
Solar Keymark No.		011-752014F	

Collector installation options

