



SOFTLINE COLUMN VERTICAL CONCEPT

Softline Series

50 Δt

(75/65/20°C)

Height mm	Length mm	Elements	Columns	Stelrad UIN	Watts	Heat output Btu/hr
1800	444	9	2	563155	1116	3809
2000	444	9	2	563157	1242	4239

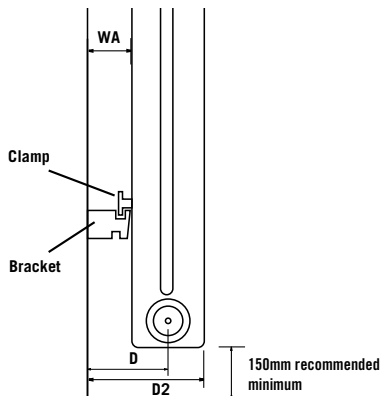
$\Delta t50$ is the UK's industry standard for heating outputs, which has an operating temperature of 75/65/20°C. If you have a low temperature heat source you may wish to consider $\Delta t40$ or $\Delta t30$ output (see your installer or system designer or download from www.stelrad.com).

Due to production tolerances, the length of the product and therefore the tap centres could contain a variation of +/- 1.5% of the overall stated length.

For EN442 data, technical and installation information please visit our website: www.stelrad.com and search product downloads.

BRACKET INSTALLATION

All dimensions in mm. Inches in brackets.



CONNECTIONS

Each radiator comes with 1/2" inlet connections as standard.

MEASUREMENTS USING 10mm

CVD BRACKETS SLOT

Add 5mm if using 15mm slot

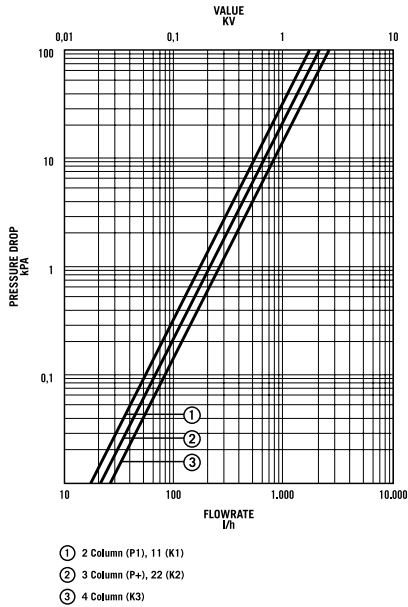
	WA	D	D2
2 Col	23	54	85

Number of columns	Wall to centre of connections		Wall to front face of radiator
	Using 10mm bracket slot	Using 15mm bracket slot	
2	54	59	85 or 90

SOFTLINE COLUMN VERTICAL CONCEPT

Softline Series

PRESSURE DROPS




CONNECTIONS

Each radiator comes with 1/2" inlet connections as standard.

VALVE INSTALLATION

All dimensions in mm. Inches in brackets.



Note: Factory fitted bushes are welded in place and not removable.
If installing TBOE (Top Bottom Opposite End) please note that the radiator **MUST** be inverted.

EN 442 CERTIFICATION DATA - CETIAT TESTED IN ACCORDANCE WITH BS EN 442

Type	2 Columns	
Height	1800	2000
W/m at 75/65/20	2696	3000
n-coefficients	1.31	1.31
Heated surface area (m ² /m)	6.09	6.74
Weight (kg/m)	58.70	65.22
Water contents (l/m)	32.61	36.96
Wall to tap centre (mm)	54 / 59	54 / 59