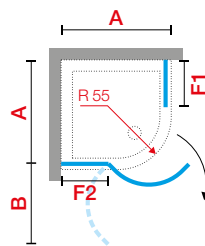
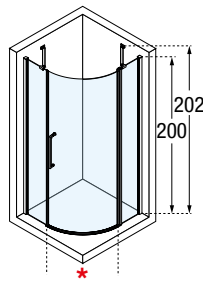


# YOUNG 2.0 R

QUADRANT  
SOLO HINGED + INLINE

QUADRANT SHOWER ENCLOSURE, 1 HINGED DOOR + 2 FIXED PANELS

Dimensions						Code
Size	Actual dimensions			Access	Projection	
*	A	F1	F2	*	B	
80	77,5 ↔ 79,5	23	22	72	73	<b>484000</b>
90	87,5 ↔ 89,5	33	32	72	73	<b>289933</b>
100	97,5 ↔ 99,5	43	42	72	73	<b>872136</b>



## TECHNICAL DATA

### GLASS TYPES (European standards UNI EN 14428)



**Clear**  
COD. 1

### PROFILE COLOURS



**Chrome**  
COD. K

### HANDLES



**Chromed metal handles**

## ALUMINIUM

Zero-emission integrated production cycle, 100% environmentally friendly. Limescale proof, resistant to bacterial action, durable and ecological brightness.




**100% CR6 + free PVD Metallisation**

## GLASS

We have always focused on safety in the use of our products and in particular in the production and utilisation of safety glasses that are able to avoid or minimise the risk of accidents due to impact, fragmentation, breakage or fire. Our production cycle is subject to strict periodical checks by the certifying bodies. It is for this reason that we can confirm that the glass used for all of our products complies with UNI EN14428:2015 with reference to EN12150-1:2015 and ISO7892 standard.




Glass from 4 to 8 mm produced internally. Always shiny, easy to clean, given its non-drip system which slows down the formation of limescale and bacteria.



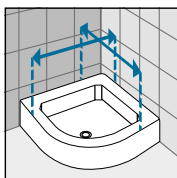
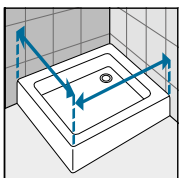
## COMPONENTS

All of our products are designed and created with quality, safety, innovation and respect for the environment in mind. Production processes with a low environmental impact, control of toxic substance emissions and energy savings are fundamental driver. The PVD chrome plating is the "green" alternative to the technologies based on traditional galvanic process. No carcinogenic chemical agents or mutagens such as Cr6+ and CR3+, solvents and waste liquids are used. PVD metallisation is ecological also thanks to the low energy consumption and the reduced production of special waste.

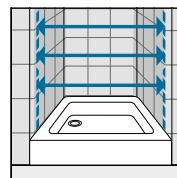


**GreenCoat**  
**100% CR6+ free Plastic PVD metallisation**

### HOW TO TAKE THE MEASUREMENTS



Take the measurements from wall to the external edge of the shower tray. Dimensions must be taken once the walls are finished and tiled, according to the above drawings.



Take the measurements from wall to wall at the bottom, at the top, in the middle and use the smallest. Dimensions must be taken once the walls are finished and tiled, according to the above drawings.