

# LST STANDARD

The Stelrad LST Standard leaves you free to specify your preferred controls. They all meet NHS Guidance for 'safe hot water and surface temperature' and are finished with antibacterial paint as standard.

<i>RANGE</i>	72
<i>TYPES</i>	K1, P+, K2
<i>CASING HEIGHTS (MM)</i>	500, 650, 800
<i>CASING LENGTHS (MM)</i>	560 - 1960
<i>OUTPUTS (WATTS)</i>	196 - 2767
<i>OUTPUTS (BTU/HR)</i>	669 - 9441
<i>WORKING PRESSURE</i>	10 bar





*Stelrad has created a range of Low Surface Temperature radiators which provide the perfect solution for all specification requirements in safety critical environments.*

## The complete choice

Stelrad LST range offers you the flexibility you need

- The LST Standard leaves you free to specify your preferred controls
- The LST i Plus offers an integral remote sensing thermostat valve, the highly specified Danfoss RAS-D Remote Sensor
- The LST Vertical is ideal where space is at a premium
- An Arthritic adaptor is supplied as standard for less able environments - along with a lockshield valve which can only be adjusted with a 6mm Allen key, hidden with a neat metal dust cover to discourage unauthorised tampering. (excludes LST Standard)

## The complete package

- Every Stelrad LST radiator is supplied with an attractive, flat panel outer casing, which is totally reversible to allow piping flexibility
- Simple and quick to install, the casing is held by security fittings with a unique seam fixing bracket system to prevent unauthorised access to the emitter accommodated inside
- For added protection, the smooth surface is coated in anti-bacterial paint
- The emitter provides high outputs through convection for outstanding heating performance
- Controlled independent laboratory testing ensures that each emitter is guaranteed to perform to a maximum working pressure of 116 psi (8 bar) and conform to BS EN 442, the European Standard for radiators
- All specified components required supplied in one robust package

## Anti-bacterial paint

- Every LST emitter is subjected to a multi-stage cleaning process before the paint is applied. This involves several rinsing stages, including an iron phosphate and demineralisation phase. The first coat of paint is applied by electrophoresis and the radiator is then stoved and cooled
- Followed by a second powder coat in warm white, the emitter then goes through a final curing stage. It is then allowed to cool prior to packaging
- All exposed painted surfaces are finished in a long lasting anti-bacterial coating

## LST i Plus

Remote sensing thermostatic valve

- The Danfoss RAS-D Remote Sensor is designed specifically for commercial heating systems and can be pre-set to allow adjustment of room temperature between 5°C and 26°C
- Special tools are not required, as the valve is gland seal removable
- Suitable for both ½" steel and 15mm copper piping, with left or right hand, same end connections for flow and return, gives flexibility of installation

## Lockshield valve

- Able to withstand 10 bar static pressure, the valve has a drain tap adaptor available, which can also be used as a filling point
- Mandatory fittings should be used in order to comply with current water regulations

## Connections

- 2 x ½" connections as standard, complete with Danfoss remote sensing thermostatic radiator valve, pre-piped with 2 x ½" BSP connections at 50mm centres positioned at either left or right of the casing



For further information and advice call 0844 543 6200

# LST Radiators



## LST Standard, LST i Plus & LST Vertical temperature table

For systems not operating at  $\Delta t_{50}$  the factors in the table below should be applied. The output of a given radiator can be obtained by multiplying the quoted  $\Delta t_{50}$  output

by the operating factor. Conversely, to derive a non  $\Delta t_{50}$  output, divide the heat output required by the relevant operation factor. This ' $\Delta t_{50}$  equivalent output' can then be used to select a radiator from the standard tables.

$\Delta t$	$^{\circ}\text{C}$ Operating Factor	$\Delta t$	$^{\circ}\text{F}$ Operating Factor
5	0.050	10	0.057
10	0.123	20	0.142
15	0.209	30	0.240
20	0.304	40	0.348
25	0.406	50	0.466
30	0.515	60	0.590
35	0.629	70	0.721
40	0.748	80	0.858
45	0.872	90	1.000
50	1.000	100	1.147
55	1.132	110	1.298
60	1.267	120	1.454
65	1.406	130	1.613
70	1.549	150	1.776
75	1.694	-	-

Example: Exact output at  $\Delta t_{50} = 2000 \text{ Btu/hr}$   
 Output at  $\Delta t_{30} = 2000 \times 0.515 = 1030 \text{ Btu/hr}$   
 Average coefficient of 130 is used in the example above

## Testing and operating pressures

All models are high pressure tested to withstand 152.3 psi (10.5 bar). Strictly controlled independent laboratory testing ensures that all Stelrad radiators are guaranteed to perform to a maximum working pressure of 116 psi (8 bar) at a maximum temperature of  $95^{\circ}\text{C}$ . All conform to BS EN 442 - the European Standard for radiators.

## Caution

To ensure that the emitter complies with all aspects of the NHS guidance for "Safe hot water and surface temperature", Stelrad recommends that a maximum flow temperature of  $80^{\circ}$  be used with a  $20^{\circ}$  drop across the system.

When designing for domestic systems we recommend that the Stelrad LST range be used only in heating systems complying with the British Standard Code of Practice for Central Heating for Domestic Premises BS EN 12828:2003 and BS EN 12831:2003. Single feed, indirect cylinders are not recommended as should interchange of water occur, fresh aerated water would enter the heating system, resulting in corrosion.

## Water treatment

On completion of the installation, the system should be properly flushed and filled in accordance with the British Standard Code of Practice BS 7593:2006 for the Treatment of Water in Domestic Hot Water Central Heating Systems, Part L of Building Regulations and Good Practice Guidance for Scotland.

After installation of a new Stelrad radiator the central heating system should be cleaned and flushed with cleaner to remove existing contaminants, flux residue and other installation debris which, if left, can cause damage to the new radiator. Afterwards, treat the system with an inhibitor to ensure long term protection against corrosion and limescale.

A comprehensive range of quality chemicals including inhibitors, cleaners, leak sealers and noise reducers that protect and maintain central heating systems can be obtained from:

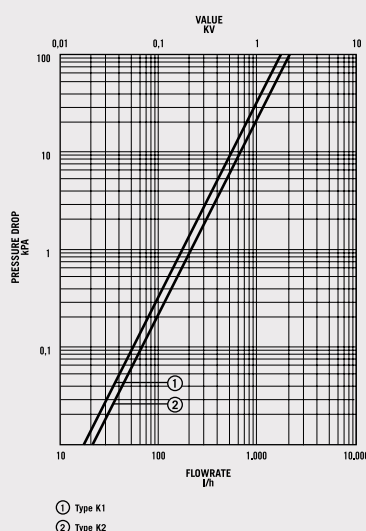
### Sentinel Performance Solutions Ltd

7650 Daresbury Park,  
 Warrington, Cheshire, WA4 4BS,  
[www.sentinelprotects.com](http://www.sentinelprotects.com)

### Fernox

Unit 2 Genesis Business Park, Albert Drive,  
 Sheerwater, Woking, Surrey, GU21 5RW  
[www.fernox.com](http://www.fernox.com)

## Pressure drops



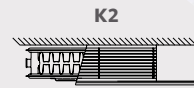
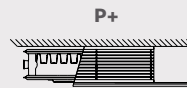
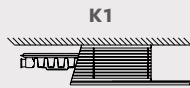
# LST Standard

**Stelrad** Safety Series



**50 Δt**

(75/65/20°C)



Casing Height mm	Casing Length mm	Emitter Height mm	Emitter Length mm	Stelrad UIN	Heat output Watts Btu/hr		Stelrad UIN	Heat output Watts Btu/hr		Stelrad UIN	Heat output Watts Btu/hr	
<b>500</b>	560	300	400	145000	196	669	145008	284	969	145016	348	1187
	760	300	600	145001	293	1000	145009	426	1454	145017	522	1781
	960	300	800	145002	391	1334	145010	568	1938	145018	696	2375
	1160	300	1000	145003	489	1668	145011	710	2423	145019	870	2968
	1360	300	1200	145004	587	2003	145012	852	2907	145020	1044	3562
	1560	300	1400	145005	685	2337	145013	994	3392	145021	1218	4156
	1760	300	1600	145006	782	2668	145014	1136	3876	145022	1392	4750
	1960	300	1800	145007	880	3003	145015	1278	4361	145023	1566	5343
<b>650</b>	560	450	400	145024	290	989	145032	386	1317	145040	478	1631
	760	450	600	145025	435	1484	145033	580	1979	145041	717	2446
	960	450	800	145026	580	1979	145034	773	2637	145042	956	3262
	1160	450	1000	145027	725	2474	145035	966	3296	145043	1195	4077
	1360	450	1200	145028	870	2968	145036	1159	3955	145044	1434	4893
	1560	450	1400	145029	1015	3463	145037	1352	4613	145045	1673	5708
	1760	450	1600	145030	1160	3958	145038	1546	5275	145046	1912	6524
	1960	450	1800	145031	1305	4453	145039	1739	5933	145047	2151	7339
<b>800</b>	560	600	400	145048	365	1245	145056	501	1709	145064	615	2098
	760	600	600	145049	548	1870	145057	751	2562	145065	922	3146
	960	600	800	145050	730	2491	145058	1002	3419	145066	1230	4197
	1160	600	1000	145051	913	3115	145059	1252	4272	145067	1537	5244
	1360	600	1200	145052	1096	3740	145060	1502	5125	145068	1844	6292
	1560	600	1400	145053	1278	4361	145061	1753	5981	145069	2152	7343
	1760	600	1600	145054	1461	4985	145062	2003	6834	145070	2459	8390
	1960	600	1800	145055	1643	5606	145063	2254	7691	145071	2767	9441

Δt50 is the UK's industry standard for heating outputs, which has an operating temperature of 75/65/20°C. If you have a low temperature heat source you may wish to consider Δt40 or Δt30 output (see your installer or system designer or download from [www.stelrad.com](http://www.stelrad.com)).

## EN 442 CERTIFICATION DATA - CETIAT TESTED IN ACCORDANCE WITH BS EN 442

Type	<b>K1</b>			<b>P+</b>			<b>K2</b>		
Casing height	500	650	800	500	650	800	500	650	800
Emitter height	300	450	600	300	450	600	300	450	600
W/m at 75/65/20	489	725	913	710	966	1252	870	1195	1537
n-coefficients	1.19	1.25	1.34	1.24	1.27	1.31	1.27	1.30	1.32
Heated surface area (m²/m)	2.09	3.37	4.66	2.44	3.84	5.24	3.51	5.62	7.74
Weight (kg/m)	17.80	23.50	29.40	22.70	30.72	38.40	24.40	33.30	42.50
Water contents (l/m)	1.89	2.57	3.25	3.70	5.15	6.60	3.70	5.15	6.60

# LST Standard

**Stelrad** Safety Series



## COMPONENTS



LST Standard front case view.



LST Standard inside the casing showing the emitter.



LST Standard emitter, showing high level valve option (valve not included).

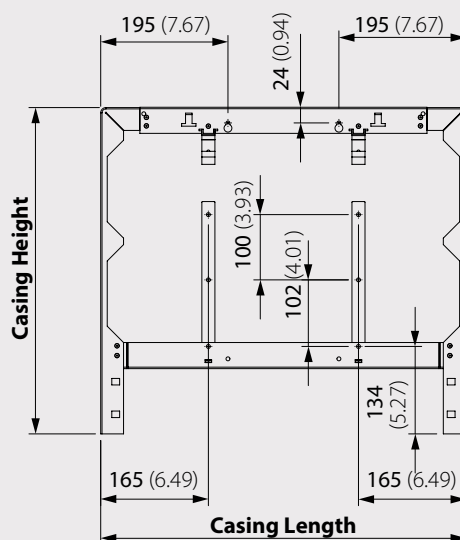


LST Standard circular knockout for TRV. Oblong knockout for pipe.

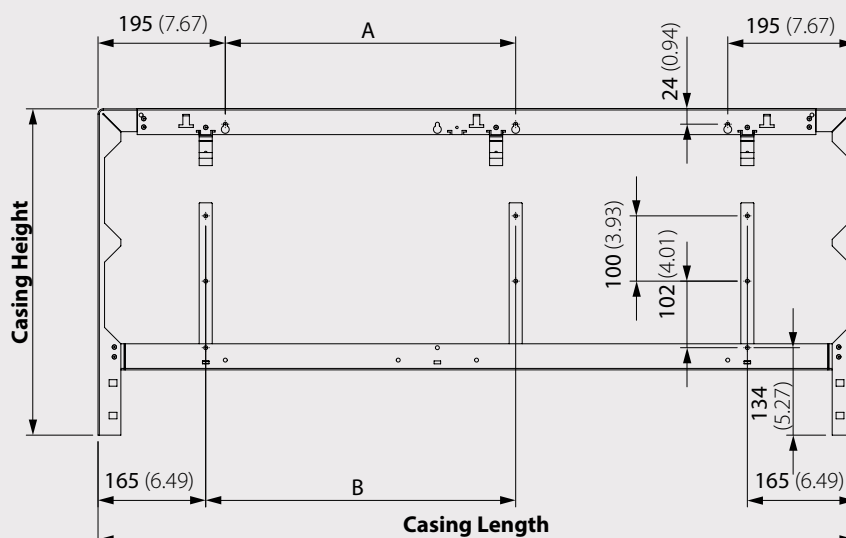
## WALL FIXINGS & BRACKET POSITIONS

All dimensions in mm. Inches in brackets.

Casing Length mm	Casing Height mm
560	500
760	650
760	800



Casing Length mm	A mm	B mm	Casing Height mm
1160	445	475	500
1360	545	575	650
1560	645	675	800
1760	745	775	
1960	745	875	



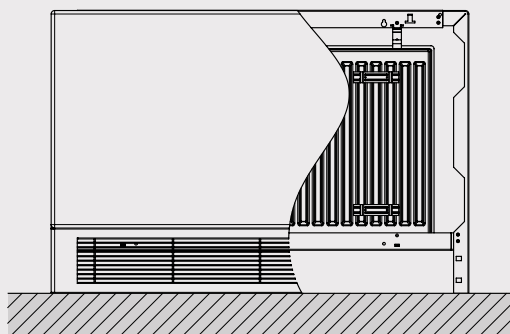
# LST Standard

**Stelrad** Safety Series

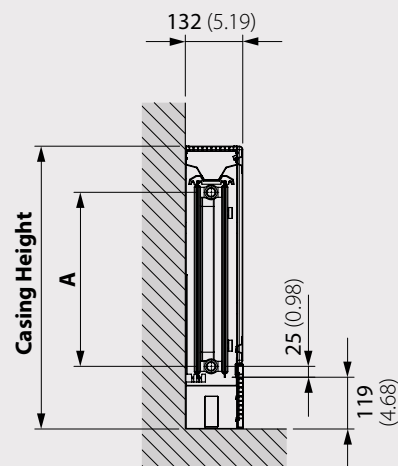


## CONNECTION OPTIONS

Each radiator comes with 1/2" inlet connections as standard.  
All dimensions in mm. Inches in brackets.



Casing Height mm	A mm
500	250
650	400
800	550



## PIPING OPTIONS

