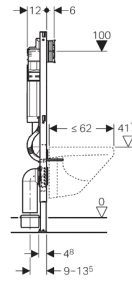
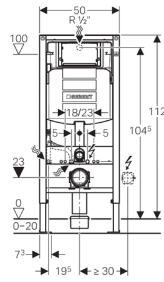


Geberit Duofix frame for wall-hung WC, 112 cm, with Sigma concealed cistern 12 cm, wall anchoring and connection bend



Application purpose

- For drywall construction
- For installation in part- or room-height prewall installations
- For installation in room-height installation walls
- For installation in part- or room-height Geberit Duofix system walls
- For wall-hung WCs with connection dimensions in accordance with EN 33:2011
- For wall-hung WCs with projection up to 62 cm
- For floor constructions 0–20 cm

Characteristics

- Self-supporting frame, powder-coated
- Frame with \varnothing 9 mm drilling holes for fastening in wood frame construction
- Frame prepared for support brackets for WC ceramic appliances with small contact surfaces
- Galvanized feet
- Feet adjustable 0–20 cm
- Non-slip leg supports
- Rotatable foot plates
- Foot plate depth suitable for installation in U-profiles UW 50 and UW75 and Geberit Duofix system rails
- Connection bend can be mounted without tools at different depths, adjustable range 45 mm
- Fastening for connection bend, sound-absorbing
- Concealed cistern with front actuation
- Concealed cistern fully insulated against condensation
- Cistern fulfils standard requirements in accordance with EN 14055, Class II
- Immediate post flush possible with factory setting
- Tool-free installation and maintenance work on concealed cistern
- Water supply connection on the rear or top centre
- Protection cover box for service opening protects against moisture and dirt
- Protection box for service opening can be cut to length
- Equipped with conduit pipe for feed pipe for connection of Geberit AquaClean shower toilets
- With fastening option for electrical connection

Technical data

Flow pressure	0.1–10 bar
Maximum operating temperature, water	25 °C
Flush volume, factory setting	5.8 and 3 l
Flush volume small, adjustment range	3–4 l


Scope of delivery

- Water supply connection R 1/2", compatible with MeplaFix, with integrated angle stop valve and hand wheel
- Protection box for service opening
- 2 wall anchors
- Connection set for WC, \varnothing 90 mm
- Connection bend 90° made of PE-HD, \varnothing 90 mm
- Adaptor socket made of PE-HD, \varnothing 90 / 110 mm
- 2 protection plugs
- Cup for flush volume reduction 4.0 / 2.6 l
- 2 threaded rods M12
- Fastening material

Article

Art. no.

111.383.00.5

-  Any boarding must be fixed tight up against the face of the Duofix frame and screwed directly to the frame

Accessories

- Accessory overview: Geberit Duofix frames for WCs