



CONCORD PLANE & LO-LINE


The Stelrad Concord creates a distinctive look for any room, with four super-stylish design options - from the Lo-Line at just 144mm high to the Vertical at up to 2 metres, and every height in between. Flexible, highly efficient and very, very good looking.

	PLANE	LO-LINE
RANGE	102	16
TYPES	Single, Double	Double
HEIGHTS (MM)	440, 588, 736	144, 292
LENGTHS (MM)	500 - 3000	800 - 2200
OUTPUTS (WATTS)	382 - 6276	530 - 2468
OUTPUTS (BTU/HR)	1303 - 21414	1808 - 8421
COLOURS	35	35
WORKING PRESSURE	4.6 bar	4.6 bar
STEEL THICKNESS	1.5mm	1.5mm





RAL 1004 Golden yellow



Lo-line



Lo-Line

Concord Plane

 **Stelrad** Designer Series



50 Δt

(75/65/20°C)

SINGLE



DOUBLE



Height mm	Length mm	Elements	Tap centres	Stelrad UIN	Heat output		Tap centres	Stelrad UIN	Heat output	
					Watts	Btu/hr			Watts	Btu/hr
440	500	6	512	148346	382	1303	512	148397	673	2296
	600	6	612	148347	458	1563	612	148398	808	2757
	700	6	712	148348	535	1825	712	148399	942	3214
	800	6	812	148349	611	2085	812	148400	1077	3675
	900	6	912	148350	688	2347	912	148401	1211	4132
	1000	6	1012	148351	764	2607	1012	148402	1346	4593
	1100	6	1112	148352	840	2866	1112	148403	1481	5053
	1200	6	1212	148353	917	3129	1212	148404	1615	5510
	1400	6	1412	148354	1070	3651	1412	148405	1884	6428
	1600	6	1612	148355	1222	4169	1612	148406	2154	7349
	1800	6	1812	148356	1375	4692	1812	148407	2423	8267
	2000	6	2012	148357	1528	5214	2012	148408	2692	9185
	2200	6	2212	148358	1681	5736	2212	148409	2961	10103
	2400	6	2412	148359	1834	6258	2412	148410	3230	11021
	2600	6	2612	148360	1986	6776	2612	148411	3500	11942
2800	6	2812	148361	2139	7298	2812	148412	3769	12860	
3000	6	3012	148362	2292	7820	3012	148413	4038	13778	
588	500	8	512	148363	500	1706	512	148414	827	2822
	600	8	612	148364	599	2044	612	148415	992	3385
	700	8	712	148365	699	2385	712	148416	1158	3951
	800	8	812	148366	799	2726	812	148417	1323	4514
	900	8	912	148367	899	3067	912	148418	1489	5080
	1000	8	1012	148368	999	3409	1012	148419	1654	5643
	1100	8	1112	148369	1099	3750	1112	148420	1819	6206
	1200	8	1212	148370	1199	4091	1212	148421	1985	6773
	1400	8	1412	148371	1399	4773	1412	148422	2316	7902
	1600	8	1612	148372	1598	5452	1612	148423	2646	9028
	1800	8	1812	148373	1798	6135	1812	148424	2977	10158
	2000	8	2012	148374	1998	6817	2012	148425	3308	11287
	2200	8	2212	148375	2198	7500	2212	148426	3639	12416
	2400	8	2412	148376	2398	8182	2412	148427	3970	13546
	2600	8	2612	148377	2597	8861	2612	148428	4300	14672
2800	8	2812	148378	2797	9543	2812	148429	4631	15801	
3000	8	3012	148379	2997	10226	3012	148430	4962	16930	
736	500	10	512	148380	606	2068	512	148431	1046	3569
	600	10	612	148381	727	2481	612	148432	1255	4282
	700	10	712	148382	848	2893	712	148433	1464	4995
	800	10	812	148383	970	3310	812	148434	1674	5712
	900	10	912	148384	1091	3722	912	148435	1883	6425
	1000	10	1012	148385	1212	4135	1012	148436	2092	7138
	1100	10	1112	148386	1333	4548	1112	148437	2301	7851
	1200	10	1212	148387	1454	4961	1212	148438	2510	8564
	1400	10	1412	148388	1697	5790	1412	148439	2929	9994
	1600	10	1612	148389	1939	6616	1612	148440	3347	11420
	1800	10	1812	148390	2182	7445	1812	148441	3766	12850
	2000	10	2012	148391	2424	8271	2012	148442	4184	14276
	2200	10	2212	148392	2666	9096	2212	148443	4602	15702
	2400	10	2412	148393	2909	9926	2412	148444	5021	17132
	2600	10	2612	148394	3151	10751	2612	148445	5439	18558
2800	10	2812	148395	3394	11580	2812	148446	5858	19987	
3000	10	3012	148396	3636	12406	3012	148447	6276	21414	

Δt_{50} is the UK's industry standard for heating outputs, which has an operating temperature of 75/65/20°C. If you have a low temperature heat source you may wish to consider Δt_{40} or Δt_{30} output (see your installer or system designer or download from www.stelrad.com).

Concord Plane



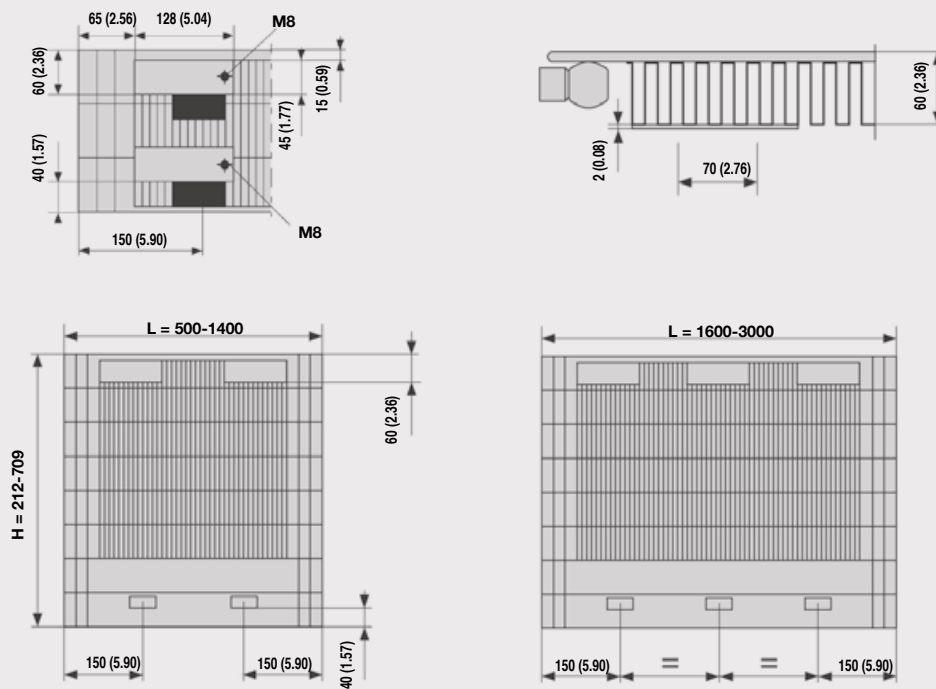
EN 442 CERTIFICATION DATA - CETIAT TESTED IN ACCORDANCE WITH BS EN 442

Type	Plane - Single			Plane - Double		
	440	588	736	440	588	736
Height	440	588	736	440	588	736
W/m at 75/65/20	764	999	1212	1346	1654	2092
n-coefficients	1.27	1.29	1.29	1.31	1.31	1.34
Heated surface area (m ² /m)	4.90	6.58	6.92	7.71	10.37	11.06
Weight (kg/m)	18.23	25.01	31.98	32.79	45.01	57.44
Water contents (l/m)	2.68	3.54	4.43	5.31	7.09	8.86
Wall to tap centre (mm)	44	44	44	94	94	94

STEEL THICKNESS 1.5mm

SINGLE FIXING POSITIONS

All dimensions in mm. Inches in brackets.



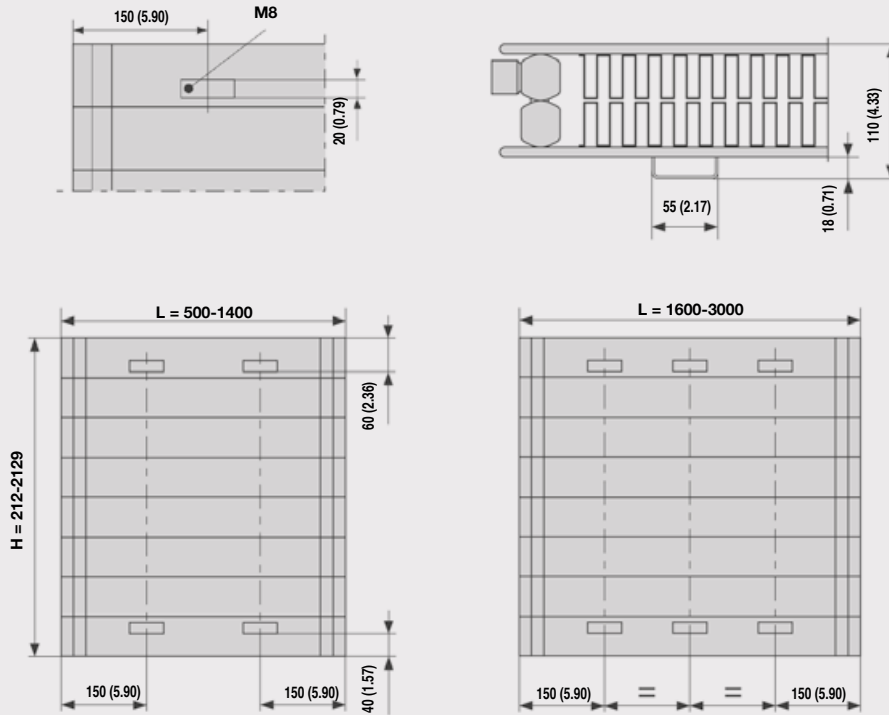
Concord Plane

Stelrad Designer Series



DOUBLE FIXING POSITIONS

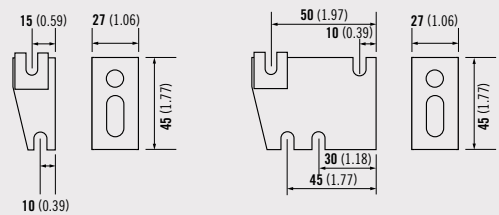
All dimensions in mm. Inches in brackets.



SINGLE, CONCORD PLANE DOUBLE WALL MOUNTING INFORMATION

All dimensions in mm. Inches in brackets.

Type	From back of radiator to wall D		From wall to centre of connections D1		From front of radiator to wall D2	
	mm	mm	mm	mm	mm	mm
Plane Single	9	0.35	44	1.73	69	2.72
Plane Double	27	1.06	94	3.70	119	4.69



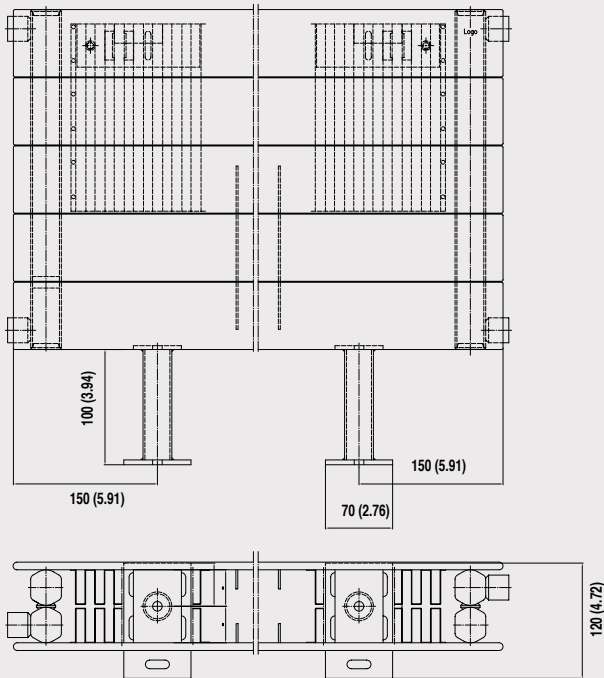
Concord Plane

 **Stelrad** Designer Series



FLOOR MOUNTING POSITIONS

All dimensions in mm. Inches in brackets. Must be specified at time of ordering as they are securely welded during manufacture.

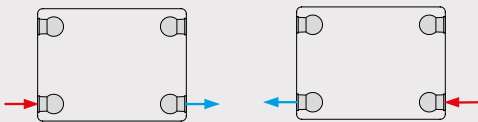


Floor mounting brackets illustration.
This is a made to order product and once ordered it cannot be cancelled.

CONNECTIONS

Each radiator comes with $\frac{1}{2}$ " inlet connections as standard.

PIPING INSTRUCTIONS



Concord Lo-Line

Stelrad Designer Series



50 Δt

(75/65/20°C)

Height mm	Length mm	Elements	Tap centres	Stelrad UIN	Heat output	
					Watts	Btu/hr
144	800	2	812	148308	530	1808
	1000	2	1012	148309	663	2262
	1200	2	1212	148310	796	2716
	1400	2	1412	148311	928	3166
	1600	2	1612	148312	1061	3620
	1800	2	1812	148313	1193	4071
	2000	2	2012	148314	1326	4524
	2200	2	2212	148315	1459	4978
292	800	4	812	148316	898	3064
	1000	4	1012	148317	1122	3828
	1200	4	1212	148318	1346	4593
	1400	4	1412	148319	1571	5360
	1600	4	1612	148320	1795	6125
	1800	4	1812	148321	2020	6892
	2000	4	2012	148322	2244	7657
	2200	4	2212	148323	2468	8421

**EN 442 CERTIFICATION DATA - CETIAT
TESTED IN ACCORDANCE WITH BS EN 442**

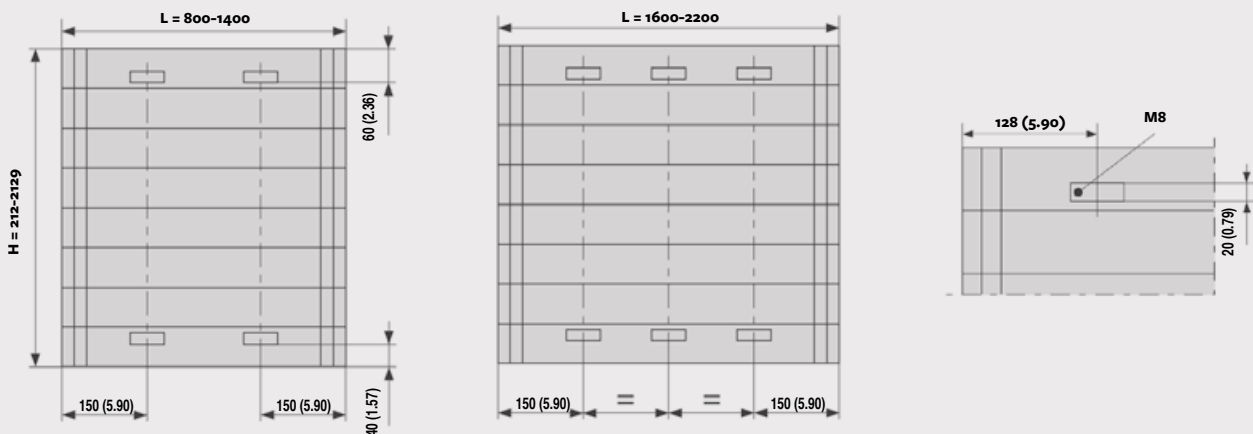
Type	Lo-Line	
Height	144	292
W/m at 75/65/20	663	1122
n-coefficients	1.23	1.28
Heated surface area (m ² /m)	2.47	5.12
Weight (kg/m)	12.57	25.05
Water contents (l/m)	1.77	3.57
Wall to tap centre (mm)	44	94

STEEL THICKNESS 1.5mm

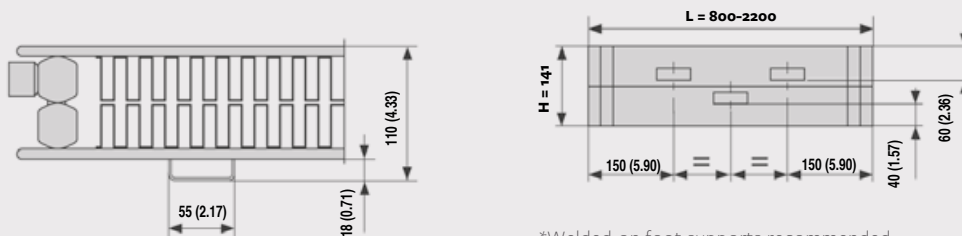
$\Delta t50$ is the UK's industry standard for heating outputs, which has an operating temperature of 75/65/20°C. If you have a low temperature heat source you may wish to consider $\Delta t40$ or $\Delta t30$ output (see your installer or system designer or download from www.stelrad.com).

LO-LINE FIXING POSITIONS

All dimensions in mm. Inches in brackets.



Concord Lo-Line 144mm has unique brackets.



*Welded-on foot supports recommended

Concord Lo-Line

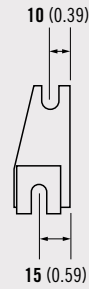
Stelrad Designer Series



WALL MOUNTING INFORMATION

All dimensions in mm. Inches in brackets.

Type	From back of radiator to wall D		From wall to centre of connections D1		From front of radiator to wall D2	
	mm	mm	mm	mm	mm	mm
Plane Double	27	1.06	94	3.70	119	4.69

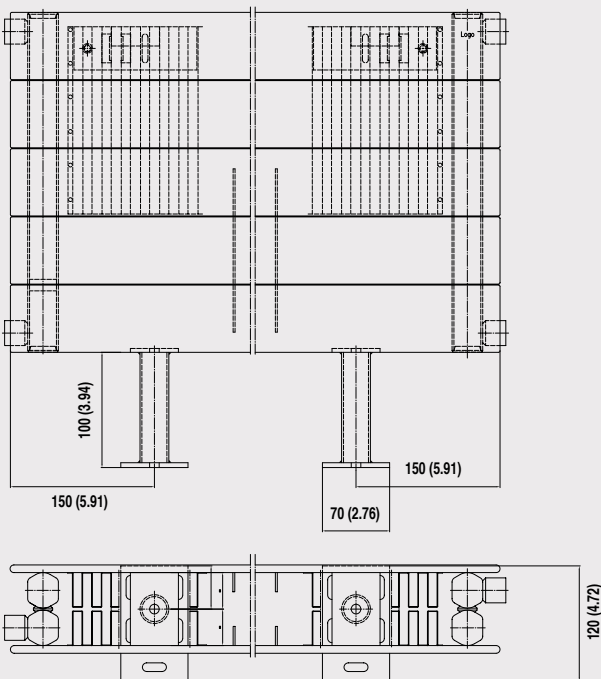


CONNECTIONS

Each radiator comes with 1/2" inlet connections as standard.

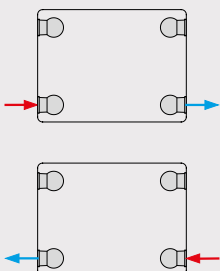
FLOOR MOUNTING POSITIONS

All dimensions in mm. Inches in brackets. Must be specified at time of ordering as they are securely welded during manufacture.



Floor mounting brackets illustration. This is a made to order product and once ordered it cannot be cancelled.

PIPING INSTRUCTIONS



Colour Guide


With Stelrad, you can heat your home in colour.
Choose from a full range of stylish radiator colours.

Colour information for the:
Aqua Series - Vistaline and Ellipse
Designer Series - Classic Column and Concord

RAL Colours

						
RAL 7035 Pale grey	RAL 7038 Agate grey	RAL 7036 Platinum grey	RAL 7030 Stone grey	RAL 7037 Dusty grey	RAL 7015 Slate grey	RAL 9005* Jet black
						
RAL 8017 Chocolate brown	RAL 1016 Sulphur yellow	RAL 1021 Cadmium yellow	RAL 1004 Dark Golden yellow	RAL 2008 Light red orange	RAL 3000 Flame red	RAL 3003 Ruby red
						
RAL 3005 Wine red	RAL 6027 Light green	RAL 6034 Pastel turquoise	RAL 6019 Pastel green	RAL 6033 Turquoise blue	RAL 6020 Chrome green	RAL 6005 Light moss green
						
RAL 5014 Pigeon blue	RAL 5002 Ultramarine blue	RAL 5024 Pastel blue	RAL 5022 Night blue	RAL 5010 Gentian blue	RAL 9016** Traffic white	RAL 9010 Pure white
						
RAL 9001 Cream	RAL 1013 Pearl white	RAL 1015 Light ivory	RAL 9002 Grey white			

Metallic Colours

		
2765G Metallic silver	BR 0004 Gilded aluminium	BR 0007*** Satin metal grey

For further information on RAL colours
please visit www.ralcolor.com



RAL 9016**
Traffic white
comes as
standard on
all radiators.

Stelrad Radiators are available in white (RAL 9016)
as standard, however the specific Radiators
identified are now available in a variety of colours.

The colours shown are reproduced as
accurately as this process will allow and can
be made to order on the identified products.